

---

---

**UNITED STATES  
SECURITIES AND EXCHANGE COMMISSION**  
Washington, DC 20549

---

**FORM 8-K**

---

**CURRENT REPORT  
Pursuant to Section 13 OR 15 (d)  
of the Securities Exchange Act of 1934**

Date of Report (Date of Earliest Event Reported): **November 6, 2020**

---

**OCUGEN, INC.**

(Exact Name of Registrant as Specified in its Charter)

---

**Delaware**  
(State or Other Jurisdiction of  
Incorporation)

**001-36751**  
(Commission  
File Number)

**04-3522315**  
(I.R.S. Employer  
Identification Number)

**5 Great Valley Parkway, Suite 160  
Malvern, Pennsylvania 19355  
(484) 328-4701**

(Addresses, including zip code, and telephone numbers, including area code, of principal executive offices)

N/A

(Former Name or Former Address, if Changed Since Last Report)

Check the appropriate box below if the Form 8-K filing is intended to simultaneously satisfy the filing obligation of the registrant under any of the following provisions:

- Written communications pursuant to Rule 425 under the Securities Act (17 CFR 230.425)
- Soliciting material pursuant to Rule 14a-12 under the Exchange Act (17 CFR 240.14a-12)
- Pre-commencement communications pursuant to Rule 14d-2(b) under the Exchange Act (17 CFR 240.14d-2(b))
- Pre-commencement communications pursuant to Rule 13e-4(c) under the Exchange Act (17 CFR 240.13e-4(c))

Securities registered pursuant to Section 12(b) of the Act:

Title of each class	Trading Symbol(s)	Name of each exchange on which registered
Common Stock, \$0.01 par value per share	OCGN	The Nasdaq Stock Market LLC (The Nasdaq Capital Market)

Indicate by check mark whether the registrant is an emerging growth company as defined in Rule 405 of the Securities Act of 1933 (§230.405 of this chapter) or Rule 12b-2 of the Securities Exchange Act of 1934 (§240.12b-2 of this chapter).

Emerging growth company

If an emerging growth company, indicate by check mark if the registrant has elected not to use the extended transition period for complying with any new or revised financial accounting standards provided pursuant to Section 13(a) of the Exchange Act.

---

---

**Item 7.01 Regulation FD Disclosure**

Attached as Exhibit 99.1 and furnished for purposes of Regulation FD is a presentation that Ocugen, Inc. ("Ocugen") will post on its website on November 6, 2020 and may use from time to time in presentations or discussions with investors, analysts and other parties.

The information in this Item 7.01 (including Exhibit 99.1) is being furnished solely to satisfy the requirements of Regulation FD and shall not be deemed to be "filed" for the purposes of Section 18 of the Securities Exchange Act of 1934 (the "Exchange Act") or otherwise subject to the liabilities of that Section, nor shall it be deemed to be incorporated by reference in any filing under the Securities Act of 1933 or the Exchange Act.

**Item 9.01 Financial Statements and Exhibits**

The following exhibit is being filed herewith:

**(d) Exhibits**

<u>Exhibit No.</u>	<u>Document</u>
99.1	<a href="#">Ocugen, Inc. Presentation</a>

**SIGNATURE**

Pursuant to the requirements of the Securities Exchange Act of 1934, as amended, the registrant has duly caused this report to be signed on its behalf by the undersigned hereunto duly authorized.

Date: November 6, 2020

OCUGEN, INC.

By: /s/ Shankar Musunuri  
Name: Shankar Musunuri  
Title: Chief Executive Officer and Chairman



Our Mission is to Develop  
**Gene Therapies** to Cure  
Blindness Diseases

NASDAQ: OCGN

Corporate Deck: Nov 2020



# Forward Looking Statement

This presentation contains forward-looking statements that involve substantial risks and uncertainties. All statements, other than statements of historical facts, contained in this presentation, including statements regarding our business strategy, future results of operations and financial position, prospective products, product approvals, research and development costs, timing and likelihood of success, estimated market size or growth, and plans and objectives of management for future operations, are forward-looking statements. When used in this presentation, the words "anticipate," "believe," "contemplate," "continue," "could," "estimate," "expect," "intend," "may," "plan," "potential," "predict," "project," "should," "target," "would," and similar expressions are intended to identify forward-looking statements, although not all forward-looking statements contain these identifying words.

Forward-looking statements involve known and unknown risks, uncertainties and other factors, including those risks set forth in the Company's filings with the Securities and Exchange Commission, which are available at [www.sec.gov](http://www.sec.gov), that may cause our actual results, performance or achievements to be materially different from any future results, performance or achievements expressed or implied by the forward-looking statements. Forward-looking statements are based on our management's beliefs and assumptions and on information available to management as of the date of this presentation. Our actual future results may be materially different from what we expect. Except as required by law, we assume no obligation to update these forward-looking statements publicly, or to update the reasons actual results could differ materially from those anticipated in the forward-looking statements even if new information becomes available in the future.

This presentation includes estimates by us of statistical data relating to market size and growth and other estimated data about our industry. This data involves a number of assumptions and limitations, and you are cautioned not to give undue weight to such estimates. This presentation also includes statistical and other industry and market data that has been obtained from industry publications and research, surveys and studies conducted by third parties. Industry publications and third-party research, surveys and studies generally in that their information has been obtained from sources believed to be reliable, although they do not guarantee the accuracy or completeness of such information. While we believe these industry publications and third-party research, surveys and studies are reliable, we have not independently verified such data.

This communication shall not constitute an offer to sell or the solicitation of an offer to sell or the solicitation of an offer to buy any securities, nor shall there be any sale of securities in any jurisdiction in which such offer, solicitation or sale would be unlawful prior to registration or qualification under the securities laws of any such jurisdiction. No offering of securities shall be made except by means of a prospectus meeting the requirements of Section 10 of the Securities Act of 1933, as amended.



©2020 Ocugen. All Rights Reserved.



# Ocugen Overview

## Developing transformative therapies with the potential to cure blindness diseases

### OCUGEN'S BREAKTHROUGH MODIFIER GENE THERAPY PLATFORM

- Modifier Gene Therapy Platform – potential for one product to treat many diseases & multi-factor approach
- Technology developed at Dr. Neena Haider's Lab, Harvard Medical School (POC study results published in Nature)
- **OCU400 (AAV-NR2E3)**: 4 FDA Orphan Drug Designations with the potential to treat broad Retinitis Pigmentosa (RP) which has over 150 gene mutations, in lieu of developing separate therapies for each mutation under traditional therapy – initiation of Phase 1/2a within a year
- **OCU410 (AAV-RORA)**: Potential to treat dry age-related macular degeneration (Dry AMD) through multi-factor treatment approach – initiation of Phase 1/2 in 2022

### NOVEL BIOLOGIC

- Strategic manufacturing partnership with CanSinoBio (~\$7B market cap) – sets clear path for critical manufacturing
- **OCU200**: Targeting major retinal diseases: Diabetic Macular Edema (DME), Diabetic Retinopathy (DR), and Wet Age-Related Macular Degeneration (Wet AMD) – initiation of Phase 1/2 in 2022
- Novel mechanism of action (MOA) – integrin targeting
- Potential to initially treat non-responders to anti-VEGF/corticosteroids therapies totaling approximately 50% of the patient population of DME, DR and Wet AMD (estimated total current global market size over \$10B)

## Multiple near and mid-term milestones

- Plan to initiate four Phase 1/2 trials within 1-2 years, with data readouts beginning in 2022



©2020 Ocugen. All Rights Reserved.



# Experienced Leadership Team

## Leadership Team



**Shankar Musunuri, PhD, MBA**  
Chairman, CEO and Co-Founder



**Rasappa Arumugham, PhD**  
Chief Scientific Officer



**Vijay Tammara, PhD**  
SVP, Regulatory & Quality



**Sanjay Subramanian, MBA**  
Chief Financial Officer



**Jessica Crespo, CPA**  
Corporate Controller



**Arun Upadhyay, PhD**  
Head of Discovery



## Retina Scientific Advisory Board



**Mohamed Genead, MD**  
Acting CMO and Chair of SAB



**David Boyer, MD**



**Carl D. Regillo, MD, FACS**



**Mark Pennesi, MD, PhD**



**Geeta Lalwani, MD**



©2020 Ocugen. All Rights Reserved.





# Pipeline Overview

	Program	Indication		Prevalence (US)	Discovery	Preclinical	IND-Enabling	Phase
Modifier Gene Therapy Platform	OCU400 AAV-hNR2E3	NR2E3 Mutation - Associated Retinal Degeneration *	Orphan US	500 - 600				
		RHO Mutation - Associated Retinal Degeneration *	Orphan US	10,400 - 12,700				
		CEP290 Mutation - Associated Retinal Degeneration *	Orphan US	2,500 - 3,000				
		PDE6B Mutation - Associated Retinal Degeneration *	Orphan US	1800 - 2800				
	OCU410 AAV-hRORA	Dry Age Related Macular Degeneration (Dry AMD) *		9M - 10M				
Novel Biologic	OCU200 Transferrin-Tumstatin	Diabetic Macular Edema		0.75M				
		Diabetic Retinopathy		7.7M				
		Wet Age Related Macular Degeneration (Wet AMD)		1.1M				



©2020 Ocugen. All Rights Reserved.

\* No approved therapies exist

<https://www.aao.org/eye-health/diseases/retinitis-pigmentosa-treatment>  
<https://www.aao.org/eye-health/diseases/amd-treatment>



# **Ocugen's Modifier Gene Therapy Platform**

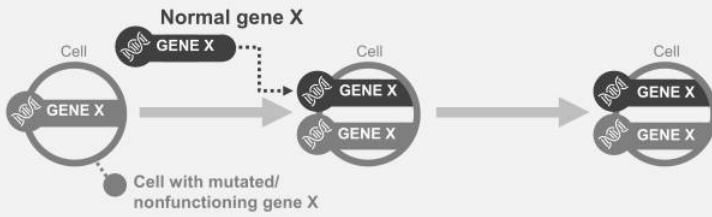
**Breakthrough Technology Designed to**

**Address Multiple Diseases with One Product**

**Approach Complex Diseases Through Multiple Factors**

# Traditional Approach vs. Ocugen's Novel Platform

**Gene Augmentation:** Transfer functional version of a non-functional gene into the target cells.

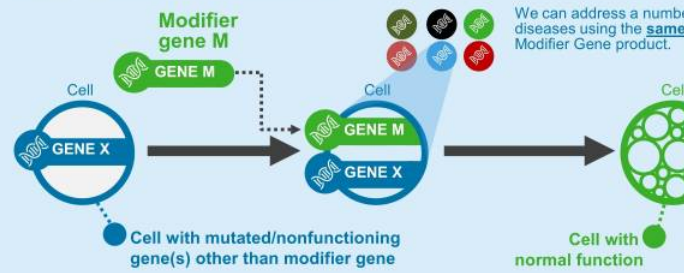


Traditional Gene Therapy



- ✓ Traditional approach that targets one individual gene mutation at a time
- ✓ Regulatory pathway focused on specific product for one disease
- ✓ Longer time to recoup development costs

**Modifier Gene Therapy:** Introduce a functional gene to modify expression of many genes, gene-networks and regulate basic biological processes in retina



We can address a number of diseases using the same Modifier Gene product.

OCU400

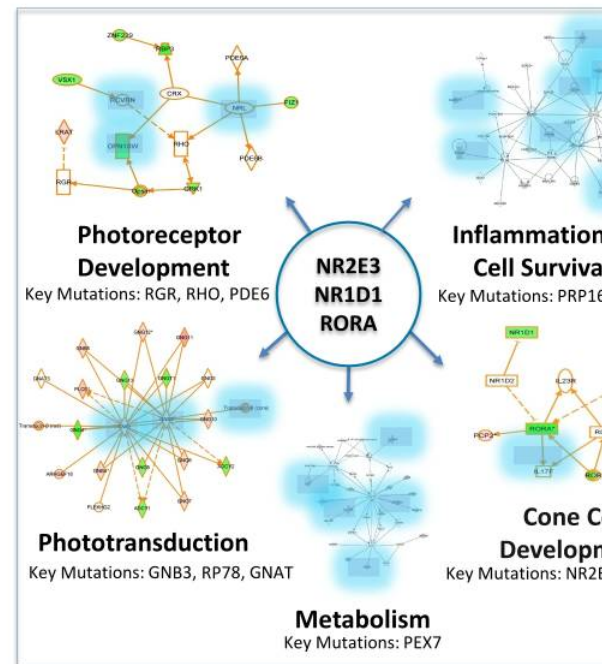
- NR2E3 Mutation-Associated Retinal Disease
- Rhodopsin Mutation-Associated Retinal Disease
- CEP290 Mutation-Associated Retinal Disease
- PDE6B Mutation-Associated Retinal Disease

Broad Spectrum Therapy

- ✓ Novel approach that targets nuclear hormone genes (NHRs), which regulate multiple functions within the retina
- ✓ Smoother regulatory pathway due to ability to target multiple diseases with one product
- ✓ Ability to recoup development costs over multiple therapeutic indications

# Why Target Nuclear Hormone Receptor Genes (NHRs)?

- Modulators of retinal development & function
- Act as “master genes” in the retina
- Molecular reset of key transcription factors and associated gene networks – retinal homeostasis
- Gene modifier concept including impact on clinical phenotypes is well known in other disease areas, CF and SMA \*



©2020 Ocugen. All Rights Reserved.

\* References: <https://pubmed.ncbi.nlm.nih.gov/28556246/>  
<https://www.ncbi.nlm.nih.gov/pmc/articles/PMC5409218/>  
<https://www.ncbi.nlm.nih.gov/pmc/articles/PMC4339951/>  
<https://journals.plos.org/plosone/article?id=10.1371/journal.pone.0183526>

# Nature Gene Therapy Publication

## Preclinical POC Data for *Nr2e3* Published in *Nature Gene Therapy*

- Efficacy results shown in 5 unique mouse models of RP
- Technology developed at Harvard Medical School, Dr. Neena Haider's Lab
- Study demonstrates potency of modifier gene therapy to elicit broad-spectrum therapeutic benefit early and advanced stages of RP
- Results show evidence of vision rescue in Early & Advanced Stages of disease



- Important milestone for development of therapy; demonstrated proof of principle
- Protection elicited in multiple animal models of degeneration caused by different mutations
- Potential to represent first broad-spectrum therapy and to provide rescue even after disease onset



©2020 Ocugen. All Rights Reserved.

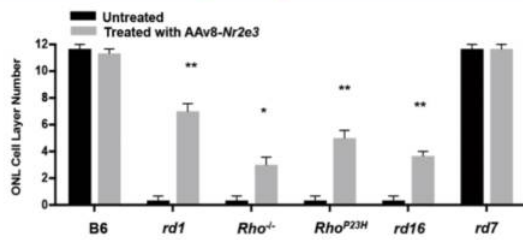


<https://www.nature.com/articles/s41434-020-0134-z>



# OCU400 – Rescue in Early & Advanced Stage of Disease

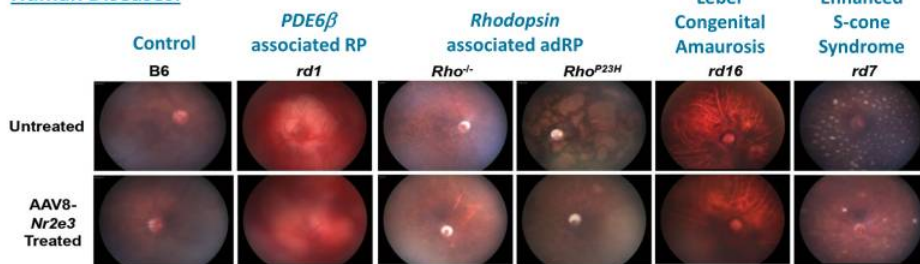
## Early Stage Rescue



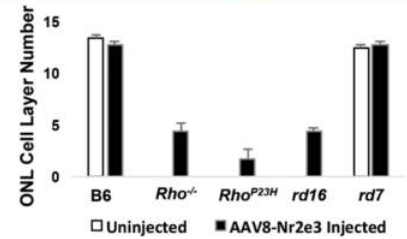
- P0 single subretinal injection, evaluation 3-4 months post injection
- *rd1* evaluated one-month post injection

ONL: Outer Nuclear Layer

### Human Diseases:



## Advanced Stage Rescue

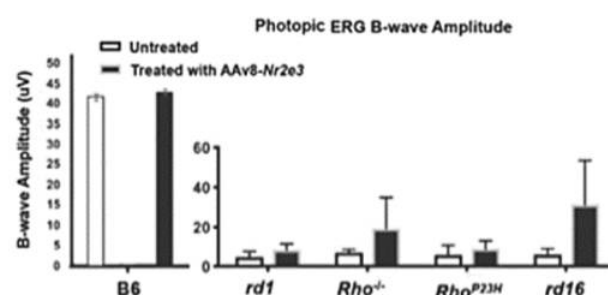
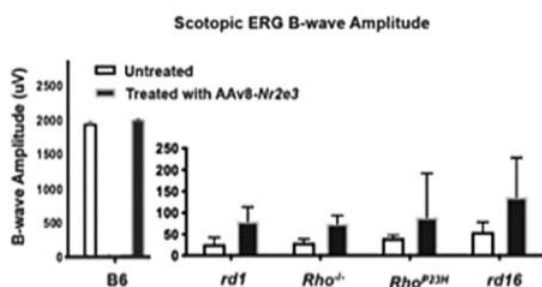


- P21 subretinal injection, evaluation 2–3 months post injection
- Restored ONL photoreceptors morphology in *rd7*
- ONL cell layer change in *rd7* model doesn't progress until 4-5 mos. of age

➤ Fundus images and ONL count show how single product rescues vision in multiple mutations

# OCU400 – Demonstrates Improved Vision Signals in Retina

## Electroretinogram (ERG) Response Reveals Rescue under Both Scotopic (dim-lit) as well as Photopic (well-lit) Conditions



ERG response: P0 single subretinal injection, evaluation 3-4 months post injection

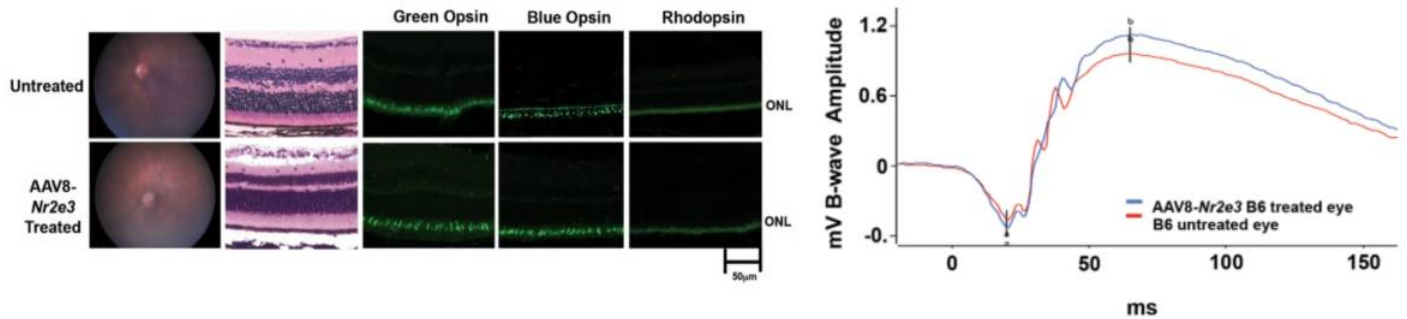
### Human vision is enabled by three primary modes:

- **Photopic vision:** Vision under well-lit conditions, which provides for color perception and functions primarily due to cone cells in the eye
- **Mesopic vision:** A combination of photopic vision and scotopic vision in low lighting, which functions due to a combination of rod and cone cells in the eye
- **Scotopic vision:** Monochromatic vision in very low light, which functions primarily due to rod cells in the eye



# OCU400 – Demonstrated Safety in Mouse Model

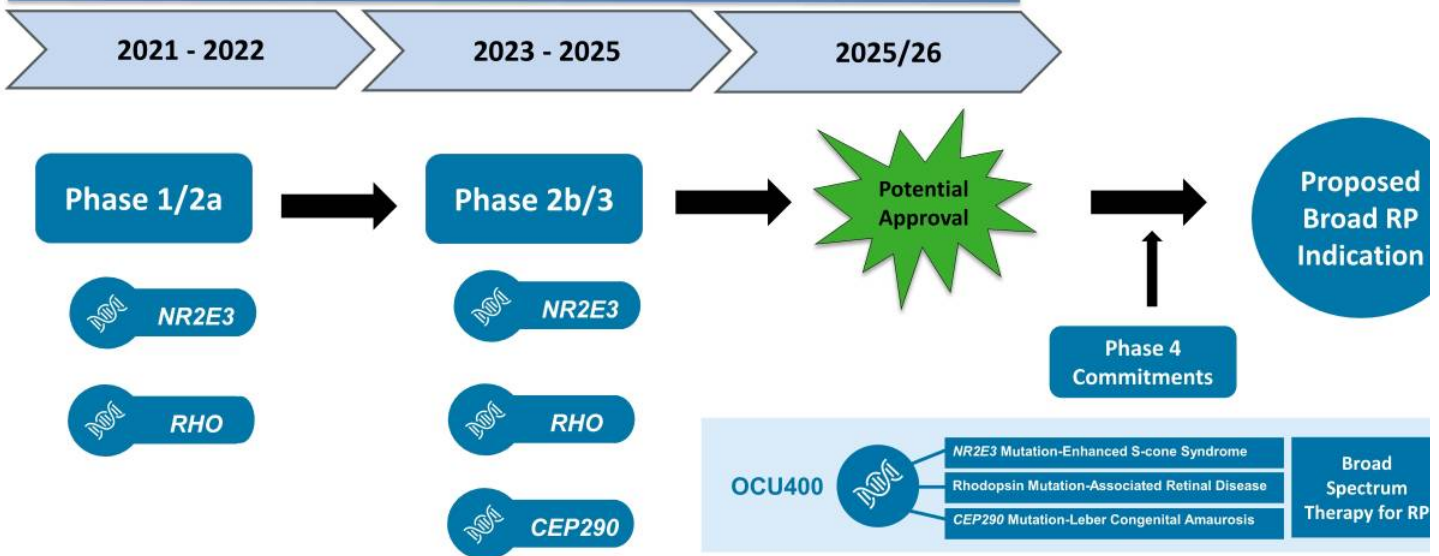
Study Results Confirm Overexpression of *Nr2e3* by subretinal AAV8-*Nr2e3* Injection Is Not Detrimental to Retina – No Off-Target Effects








# OCU400 – Clinical and Regulatory Strategy

## Planned Timeline



# OCU400 – Competitive Overview

Features	OCU400	Traditional Gene Therapy	Cell Therapy
			
One product for many IRDs (including broad RP indication)	✓	✗	Limited ✓
Technology established in the ocular disease space	✓	✓	✗
POC data in RP models with different genetic mutations	✓	✗	✗
Expected long-term outcome	Potentially longer benefit due to promotion of homeostasis	Potentially limited due to loss of retinal cells over time	Not established
Target Patient Population	Large	Small (specific to mutation)	Variable
Developmental cost	Low (economies of scale)	High (No economies of scale)	High



©2020 Ocugen. All Rights Reserved.



Potential Competitors pursuing treatment of RP with Traditional Gene Therapy



Potential Competitors pursuing treatment of RP with Cell Therapy



# OCU410 (AAV-RORA) – Dry Age-Related Macular Degeneration

We Believe OCU410 Has the Potential to Address this Disease through its Multi-Factor Approach



Normal Retina

## Dry AMD

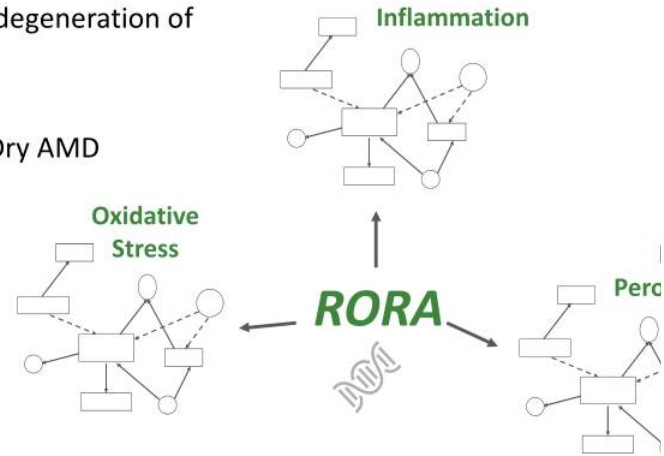
- Leads to irreversible blindness due to degeneration of the retina
- ~9-10M patients in the U.S.
- Currently no approved treatment for Dry AMD



Dry AMD

## Contributing Factors

- Aging
- Genetics
- Environmental Factors



©2020 Ocugen. All Rights Reserved.

References: <https://www.brightfocus.org/macular/article/age-related-macular-facts-figures>  
<https://www.uniprot.org/uniprot/P35398#function>  
<https://pubmed.ncbi.nlm.nih.gov/21998696/>  
<https://pubmed.ncbi.nlm.nih.gov/19786043/>



# Gene Therapy Manufacturing

Partnership Helps Advance OCU400 into the Clinic with Significantly Reduced Capital and Resource



## Ocugen Partnership with CanSino Biologics Inc. (CanSinoBIO)

### CanSinoBIO to perform CMC development & manufacturing of clinical supplies for OCU400

- Publicly-listed (6185.HK) with market cap of ~\$7B
- State-of-the-art facilities with world class team
- Provides scalable GMP cell lines (such as HEK293 suspension culture adopted) for commercial manufacturing
- Responsible for all associated costs (typical costs until BLA filing ~\$25M-\$35M)
- Manufacturing at commercial scale (200L) for Phase 1/2 for product consistency



### CanSinoBIO has rights to develop, manufacture and commercialize OCU400 for Greater China Market

- Ocugen to receive mid to high single-digit royalties on Greater China sales
- CanSinoBio to receive low to mid single-digit royalties on all other global sales



©2020 Ocugen. All Rights Reserved.

Source: Manufacturing Cures: Infrastructure Challenges Facing Cell And Gene Therapy Developers  
In Vivo June 2019 [invo.pharmaintelligence.informa.com](http://invo.pharmaintelligence.informa.com)  
Bloomberg: How a Chinese Firm Jumped to the Front of the Virus Vaccine Race



**OCU200:**

**Diabetic Macular Edema (DME)**

**Diabetic Retinopathy (DR)**

**Wet Age-Related Macular Degeneration (Wet AMD)**

***Novel Biologic Offering Benefits Beyond Anti-VEGF***

# OCU200 – Potential to Treat DME, DR & Wet AMD

OCU200 Provides Hope to All patients with DME, DR or Wet AMD

DME → ~0.7M patients in the US\*

DR → ~7.7M patients in the US\*

Wet AMD → ~1.1M patients in the US\*

~50% of Patients **DO NOT** Respond to Anti-VEGF/Corticosteroids Therapies

## ➤ OCU200 is a Transferrin-Tumstatin Fusion Protein

- Tumstatin: Multiple MOAs for treatment and prevention of macular degeneration and neovascularization
  - Transferrin: Targets the site of action and improves uptake (better target engagement)
- Integrin Targeting provides hope to these patients who are non-responders to current therapies
- Distinct MOA through targeting Integrin pathways can potentially also help reduce number of injections for patients who do respond to Anti-VEGF & corticosteroids therapies
- Significant global market potential



©2020 Ocugen. All Rights Reserved.

(\*) <https://www.gene.com/stories/retinal-diseases-fact-sheet>  
<https://www.brightfocus.org/macular/article/age-related-macular-facts-figures>

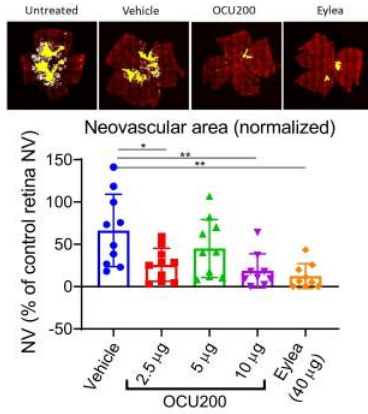


# OCU200 –Transferrin-Tumstatin Fusion Protein

## OCU200 Demonstrated Superior Efficacy Compared to Existing Anti-VEGF Therapies

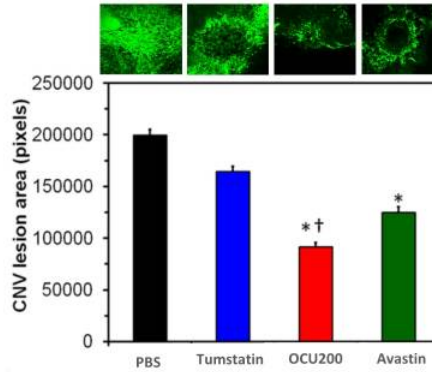
- Inhibits new blood vessel formation
- Anti-inflammatory
- Anti-oxidative

### DME/DR Oxygen-Induced Retinopathy (OIR) Mouse Model



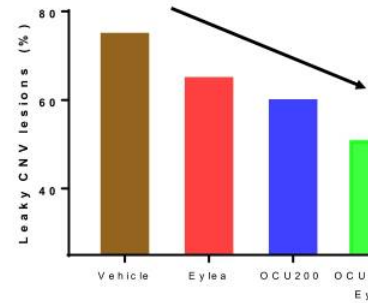
Effect of OCU200 intravitreal treatments on Neovascularization (NV). Data are presented as mean ± SD. Filled circles represent data points from individual eyes  
\* P < 0.05, \*\* P < 0.01 (n = 9-10 eyes per group)

### Wet AMD In-Vivo Laser-Induced Rat CNV Model



\* indicates p < 0.05 when compared to PBS and/or tumstatin treatment  
† indicates p < 0.05 when compared to Avastin; CNV lesions measured on day 14 after treatment

### Wet AMD In-Vivo Laser-Induced Mouse CNV
























Data expressed as percentage of CNV lesions 10 after treatment. Laser induction & treatment on Day 0



# OCU200 – Distinct Mechanism of Action

We believe OCU200 has the potential to become a disease modifying therapeutic for broader patient population

Features	OCU200	Anti-VEGF	Anti-Integrin
		   KODIAK	 
Reduces VEGF level/Fluid			
Selectively works on active endothelial cells (Neovascular)			
Activates native anti-angiogenic response			
Enhanced effective delivery through Transferrin			
Pro-apoptotic and anti-oxidative			
Dosing Frequency	Expected once in 3 months	1-3 months	1-3 months



©2020 Ocugen. All Rights Reserved.



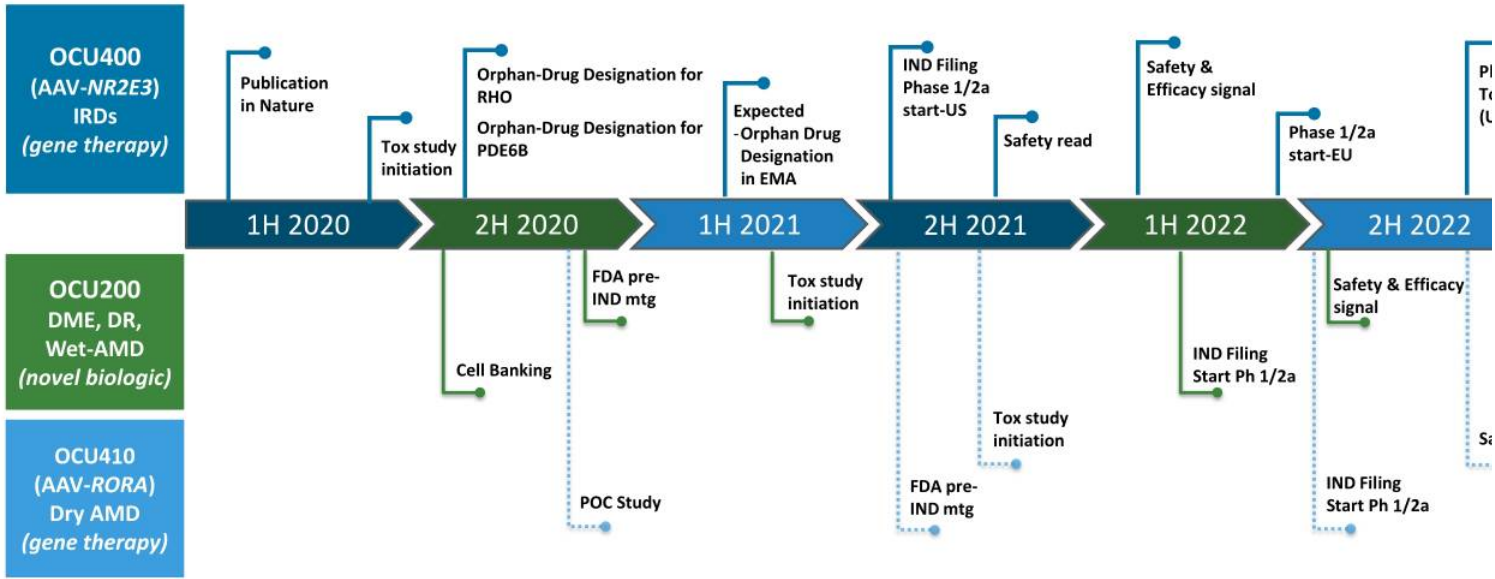
Potential Competitors pursuing treatment using Anti-VEGF approach

Potential Competitors pursuing treatment using Anti-Integrin approach

(1) Approved



# Near & Mid-Term Milestones: Planned Timeline



# Capital Structure Summary

Capital Structure Summary	
Cash & Cash Equivalents (9/30/20)	\$19.1M
Debt Principal O/S (9/30/20) <ul style="list-style-type: none"><li>• EB5 Loan : 1.5M</li><li>• PPP Loan : 0.4M</li><li>• Apr '20 Notes: 1.3M*</li></ul>	\$3.2M*
Common Stock O/S (10/30/20)	162.0M
Warrants O/S (9/30/20)	0.9M
Options O/S (9/30/20)	4.3M

**\*April '20 Notes have been repaid in full in October and are no longer outstanding**



# Investment Highlights

- Modifier Gene Therapy Platform has the potential for one product to treat many diseases
- Strategic manufacturing partnership with CanSinoBio sets clear path for critical manufacturing
- OCU200 novel biologic has the potential to treat anti-VEGF/corticosteroids non responders totaling approximately 50% of the patient population
- Multiple near and mid-term milestones with plan to initiate four Phase 1/2 trials within 1-2 years



# A Bold Vision to Cure Blindness Diseases with Gene Therapies

For more information, contact:  
[IR@ocugen.com](mailto:IR@ocugen.com)



